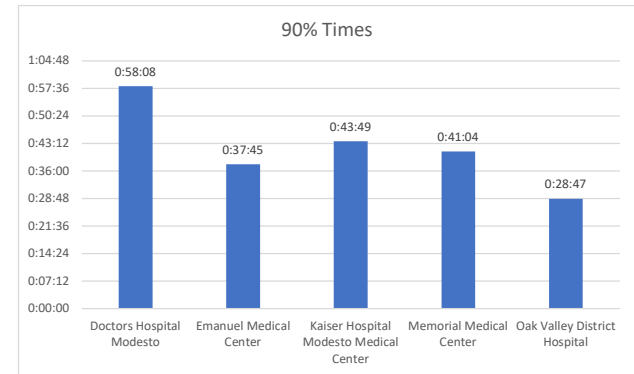
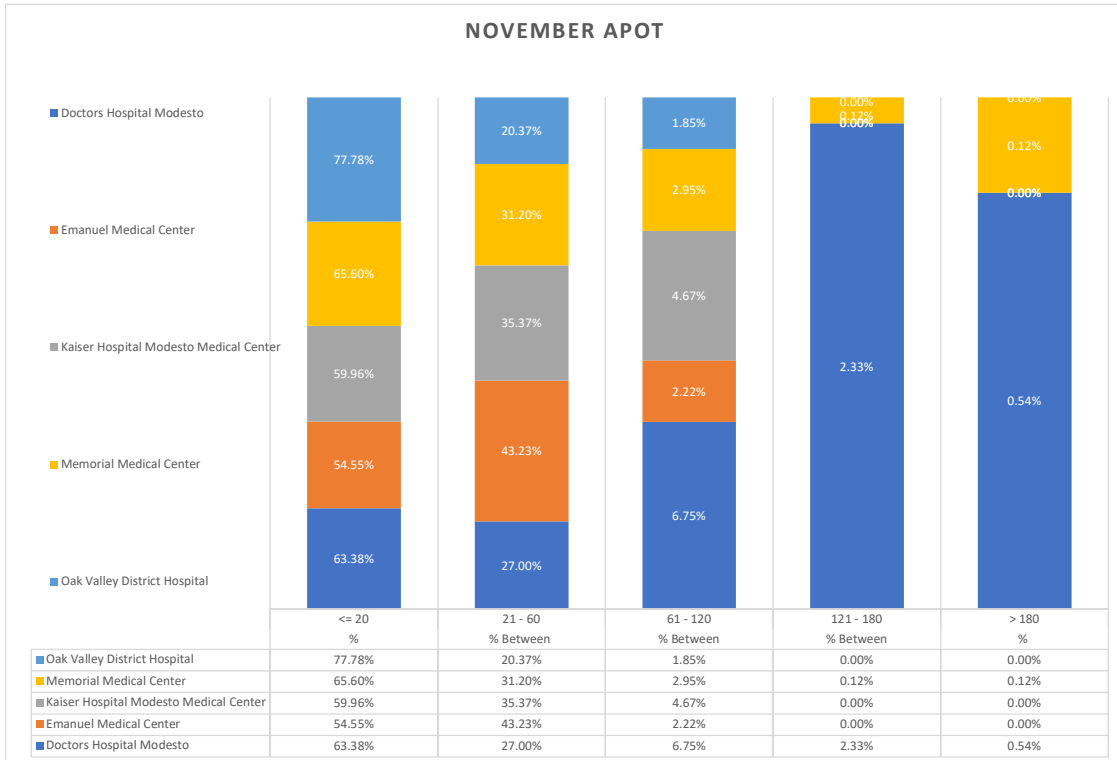
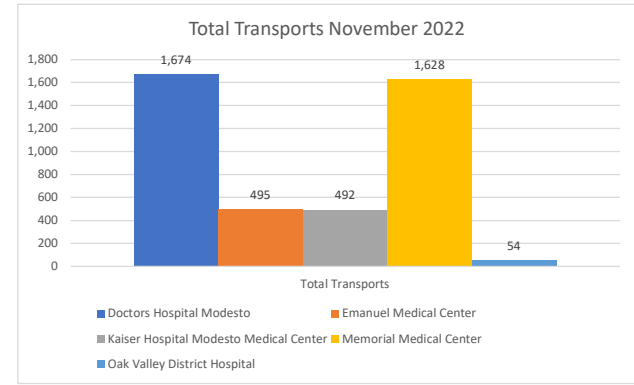


Stanislaus OES APOT

Date Range: 11/01/2022 to 11/30/2022

Provider(s): AMR, Patterson, Oak Valley, Westside

Destination	90th %	Total Transports	Total <= 20	% <= 20	Total Between 21 - 60	% Between 21 - 60	Total Between 61 - 120	% Between 61 - 120	Total Between 121 - 180	% Between 121 - 180	Total > 180	% > 180
Doctors Hospital Modesto	0:58:08	1,674	1061	63.38%	452	27.00%	113	6.75%	39	2.33%	9	0.54%
Emanuel Medical Center	0:37:45	495	270	54.55%	214	43.23%	11	2.22%	0	0.00%	0	0.00%
Kaiser Hospital Modesto Medical Center	0:43:49	492	295	59.96%	174	35.37%	23	4.67%	0	0.00%	0	0.00%
Memorial Medical Center	0:41:04	1,628	1068	65.60%	508	31.20%	48	2.95%	2	0.12%	2	0.12%
Oak Valley District Hospital	0:28:47	54	42	77.78%	11	20.37%	1	1.85%	0	0.00%	0	0.00%
Stanislaus OES Total	0:41:55	4,343	2,736	64.25%	1,359	31.43%	196	3.69%	41	0.49%	11	0.13%



● 90th % is the response time for 9 out of 10 calls.