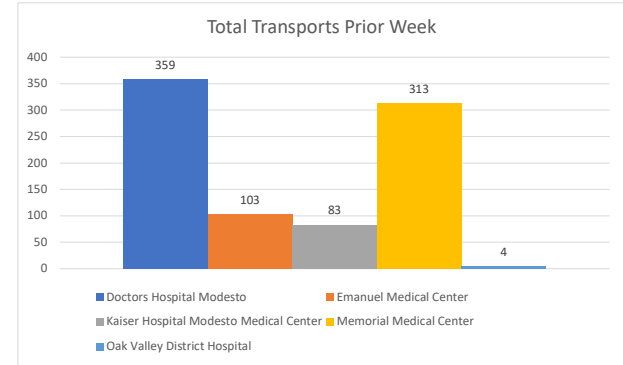
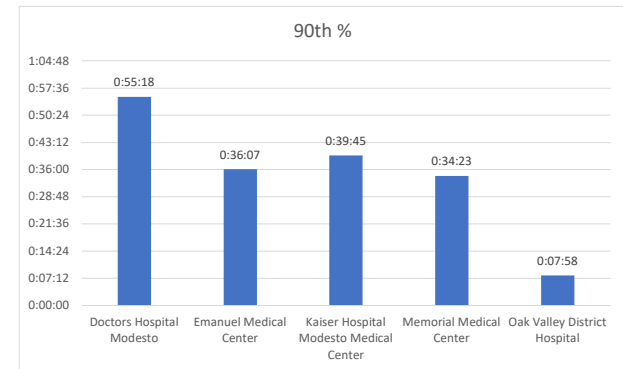
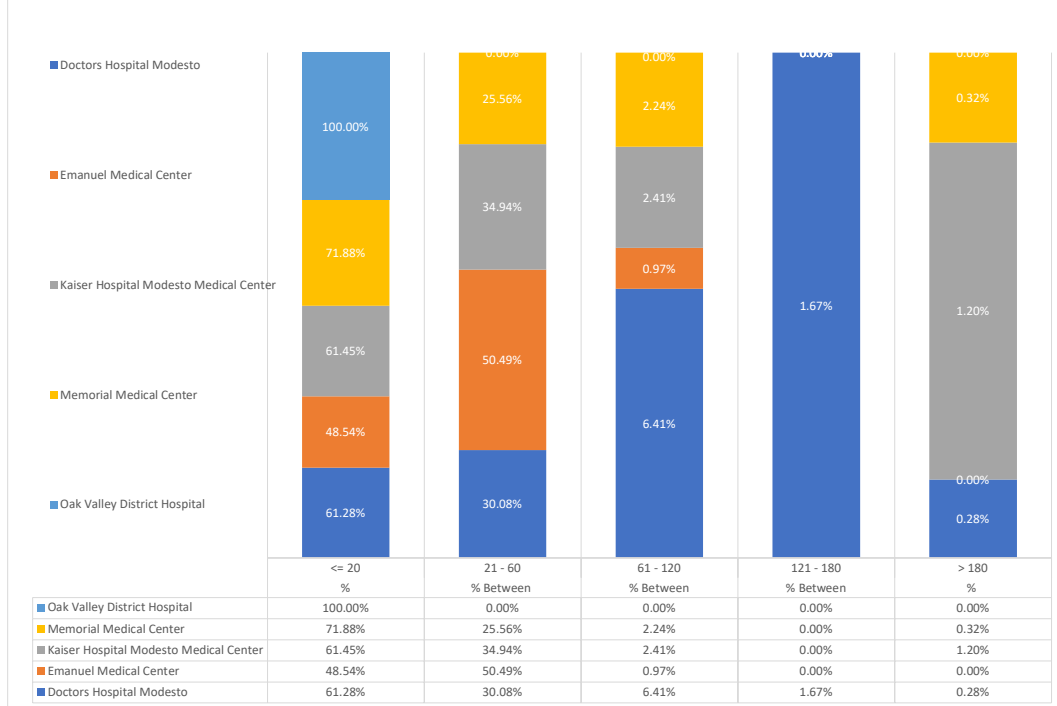


Stanislaus OES APOT
 Date Range:10/09/2022 to 10/15/2022
 Provider(s): AMR, Patterson, Oak Valley, Westside

Destination	90th %	Total Transports	Total ≤ 20	% ≤ 20	Total Between 21 - 60	% Between 21 - 60	Total Between 61 - 120	% Between 61 - 120	Total Between 121 - 180	% Between 121 - 180	Total > 180	% > 180
Doctors Hospital Modesto	0:55:18	359	220	61.28%	108	30.08%	23	6.41%	6	1.67%	1	0.28%
Emanuel Medical Center	0:36:07	103	50	48.54%	52	50.49%	1	0.97%	0	0.00%	0	0.00%
Kaiser Hospital Modesto Medical Center	0:39:45	83	51	61.45%	29	34.94%	2	2.41%	0	0.00%	1	1.20%
Memorial Medical Center	0:34:23	313	225	71.88%	80	25.56%	7	2.24%	0	0.00%	1	0.32%
Oak Valley District Hospital	0:07:58	4	4	100.00%	0	0.00%	0	0.00%	0	0.00%	0	0.00%
Stanislaus OES Total	0:45:00	862	550	63.81%	269	31.21%	33	3.83%	6	0.70%	3	0.35%



PRIOR WEEK APOT



● 90th % is the response time for 9 out of 10 calls.