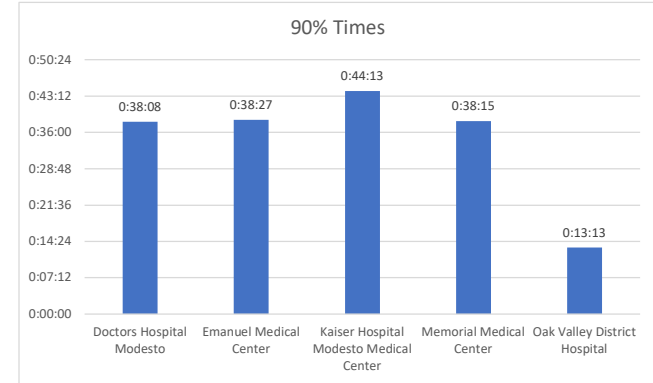
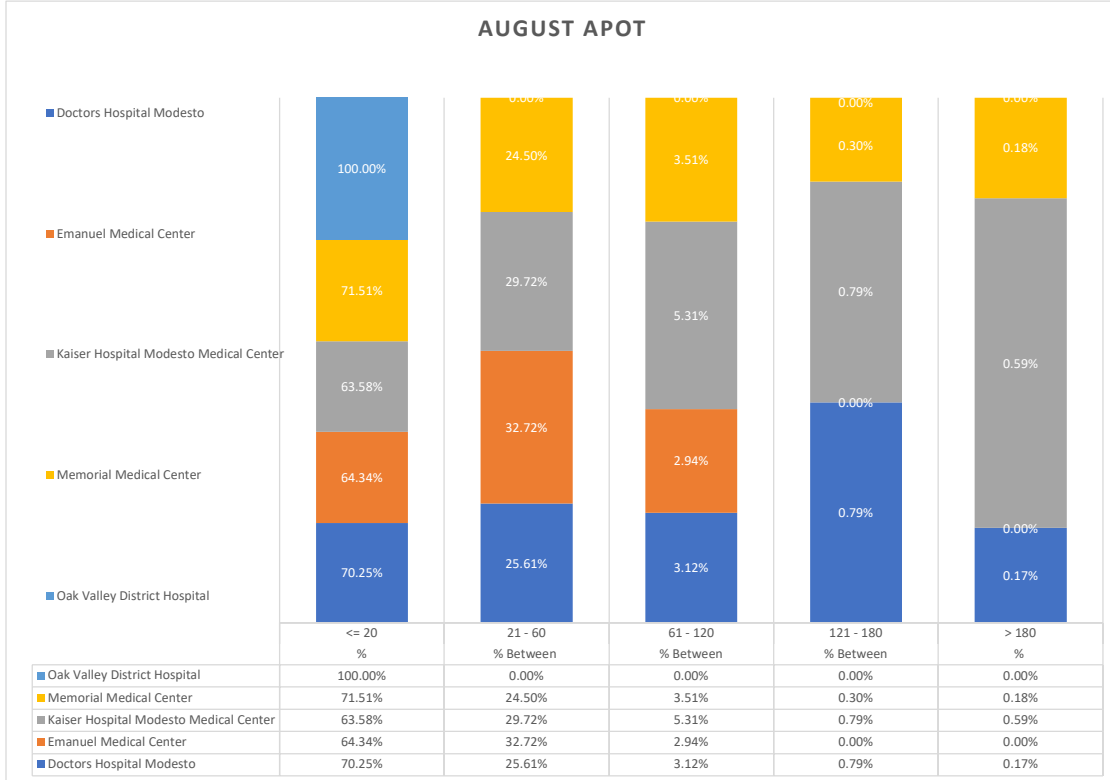
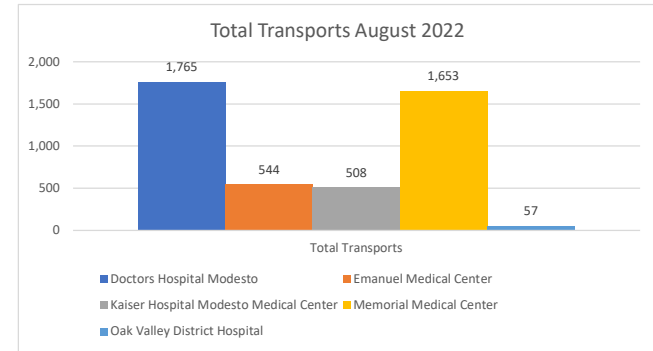


## Stanislaus OES APOT

Date Range: 08/01/2022 to 08/31/2022

Provider(s): AMR, Patterson, Oak Valley, Westside

Destination	90th %	Total Transports	Total <= 20	% <= 20	Total Between 21 - 60	% Between 21 - 60	Total Between 61 - 120	% Between 61 - 120	Total Between 121 - 180	% Between 121 - 180	Total > 180	% > 180
Doctors Hospital Modesto	0:38:08	1,765	1,240	70.25%	452	25.61%	55	3.12%	14	0.79%	3	0.17%
Emanuel Medical Center	0:38:27	544	350	64.34%	178	32.72%	16	2.94%	0	0.00%	0	0.00%
Kaiser Hospital Modesto Medical Center	0:44:13	508	323	63.58%	151	29.72%	27	5.31%	4	0.79%	3	0.59%
Memorial Medical Center	0:38:15	1,653	1,182	71.51%	405	24.50%	58	3.51%	5	0.30%	3	0.18%
Oak Valley District Hospital	0:13:13	57	57	100.00%	0	0.00%	0	0.00%	0	0.00%	0	0.00%



• 90th % is the response time for 9 out of 10 calls.