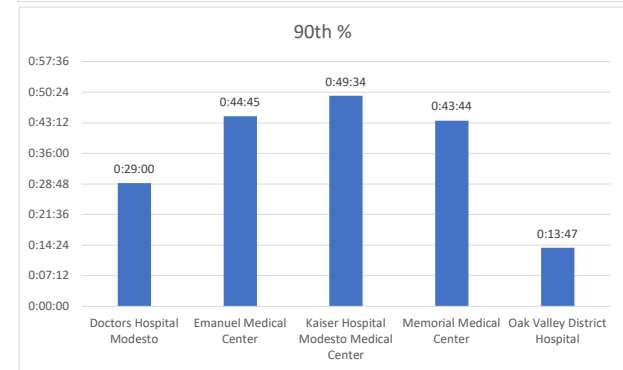
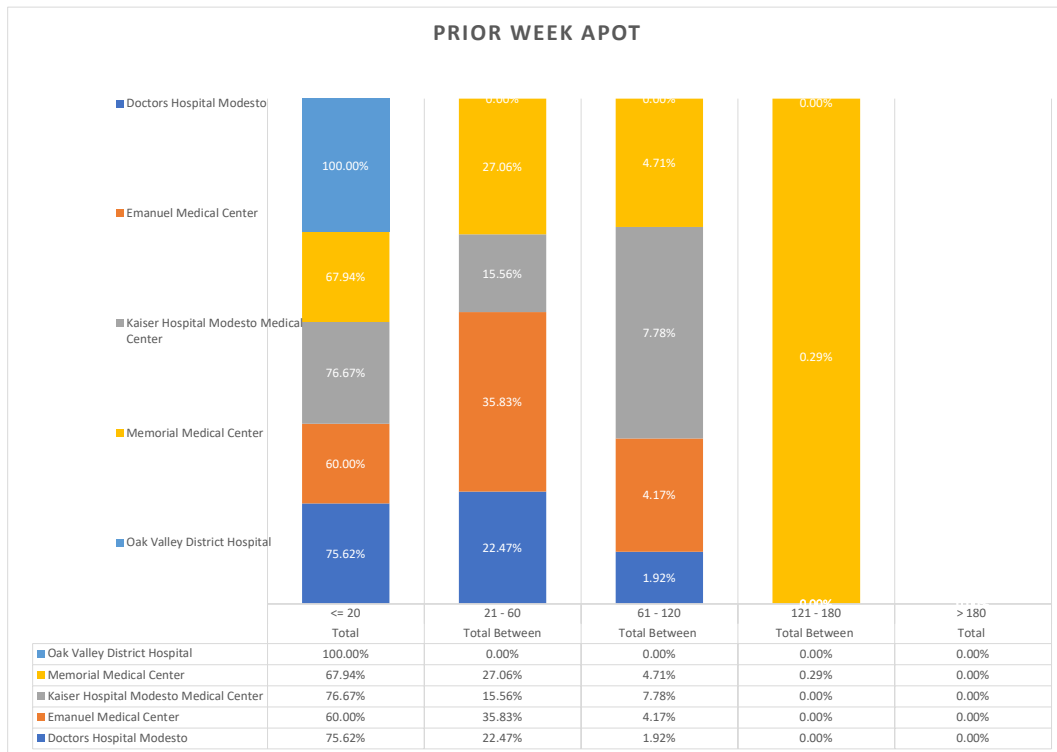
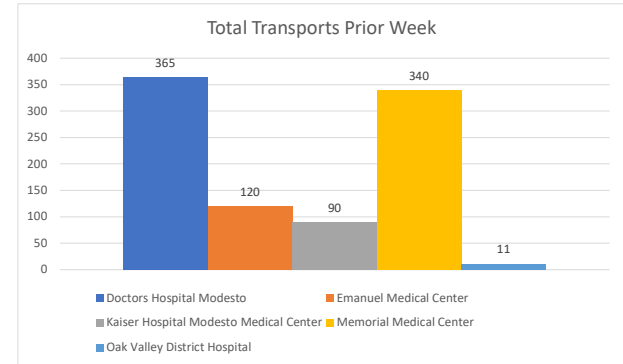


Stanislaus OES APOT
 Date Range:07/24/2022 to 07/30/2022
 Provider(s): AMR, Patterson, Oak Valley, Westside

Destination	90th %	Total Transports	Total <= 20	% <= 20	Total Between	% Between	Total Between	% Between	Total Between	% Between	Total	%
					21 - 60	21 - 60	61 - 120	61 - 120	121 - 180	121 - 180	> 180	> 180
Doctors Hospital Modesto	0:29:00	365	276	75.62%	82	22.47%	7	1.92%	0	0.00%	0	0.00%
Emanuel Medical Center	0:44:45	120	72	60.00%	43	35.83%	5	4.17%	0	0.00%	0	0.00%
Kaiser Hospital Modesto Medical Center	0:49:34	90	69	76.67%	14	15.56%	7	7.78%	0	0.00%	0	0.00%
Memorial Medical Center	0:43:44	340	231	67.94%	92	27.06%	16	4.71%	1	0.29%	0	0.00%
Oak Valley District Hospital	0:13:47	11	11	100.00%	0	0.00%	0	0.00%	0	0.00%	0	0.00%



● 90th % is the response time for 9 out of 10 calls.