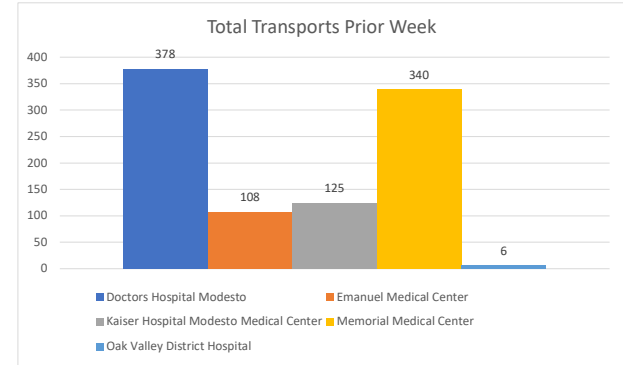
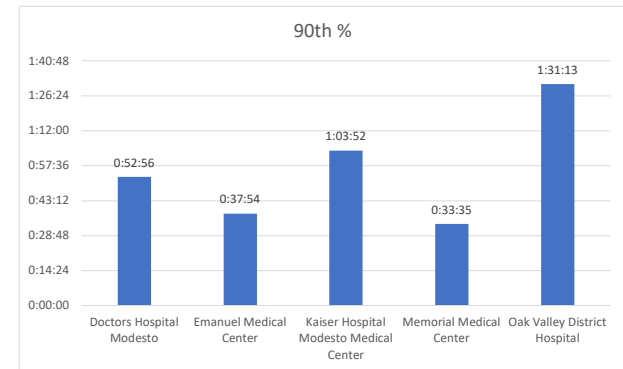
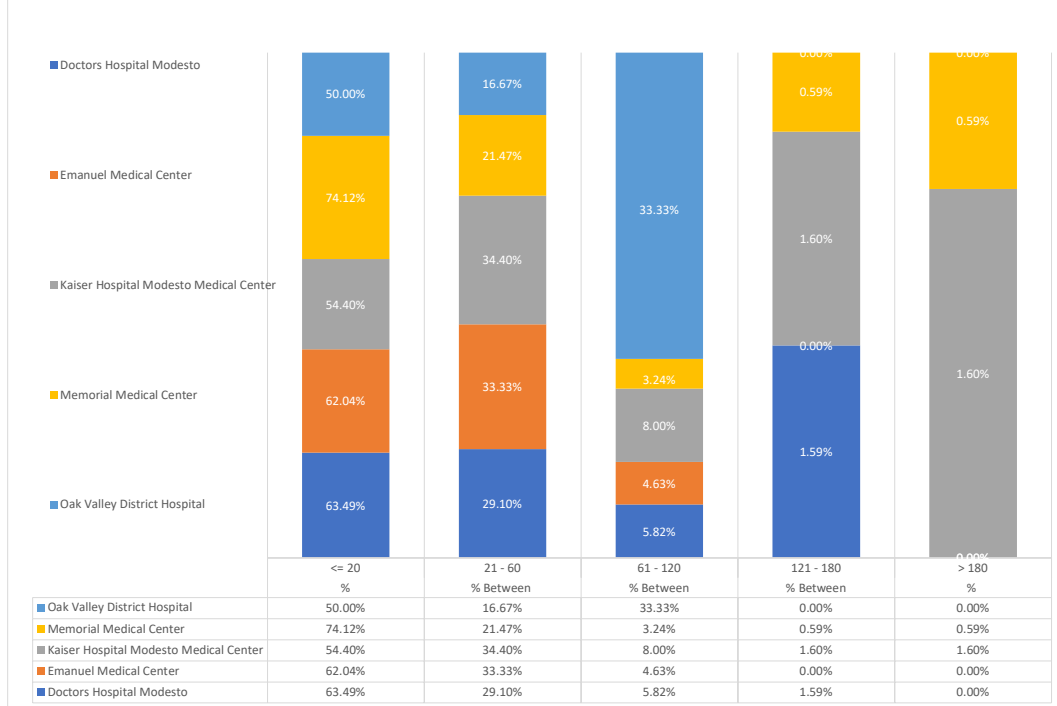


Stanislaus OES APOT
 Date Range: 12/4/2022 to 12/10/2022
 Provider(s): AMR, Patterson, Oak Valley, Westside

| Destination | 90th % | Total Transports | Total ≤ 20 | % ≤ 20 | Total Between 21 - 60 | % Between 21 - 60 | Total Between 61 - 120 | % Between 61 - 120 | Total Between 121 - 180 | % Between 121 - 180 | Total > 180 | % > 180 |
|--|----------------|------------------|---------------|---------------|-----------------------------|-------------------------|------------------------------|--------------------------|-------------------------------|---------------------------|----------------|--------------|
| Doctors Hospital Modesto | 0:52:56 | 378 | 240 | 63.49% | 110 | 29.10% | 22 | 5.82% | 6 | 1.59% | 0 | 0.00% |
| Emanuel Medical Center | 0:37:54 | 108 | 67 | 62.04% | 36 | 33.33% | 5 | 4.63% | 0 | 0.00% | 0 | 0.00% |
| Kaiser Hospital Modesto Medical Center | 1:03:52 | 125 | 68 | 54.40% | 43 | 34.40% | 10 | 8.00% | 2 | 1.60% | 2 | 1.60% |
| Memorial Medical Center | 0:33:35 | 340 | 252 | 74.12% | 73 | 21.47% | 11 | 3.24% | 2 | 0.59% | 2 | 0.59% |
| Oak Valley District Hospital | 1:31:13 | 6 | 3 | 50.00% | 1 | 16.67% | 2 | 33.33% | 0 | 0.00% | 0 | 0.00% |
| Stanislaus OES Total | 0:47:00 | 957 | 630 | 65.83% | 263 | 27.48% | 50 | 5.22% | 10 | 1.04% | 4 | 0.42% |



PRIOR WEEK APOT



● 90th % is the response time for 9 out of 10 calls.