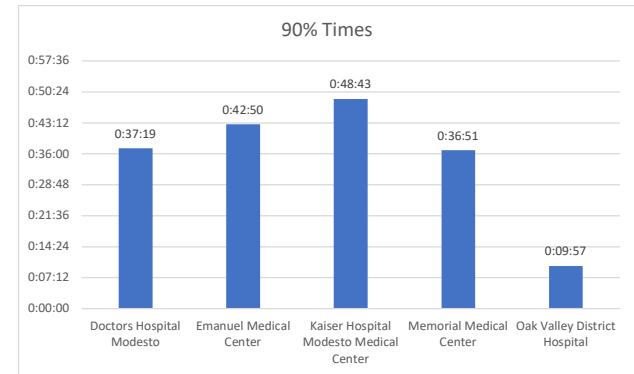
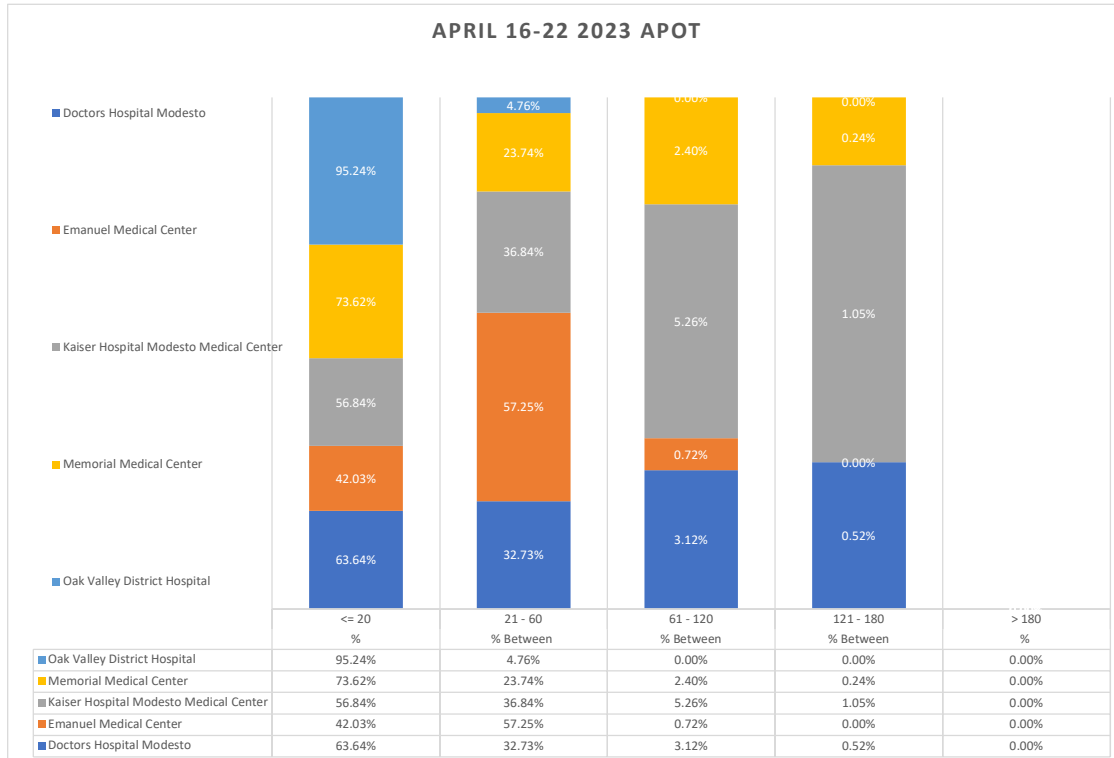
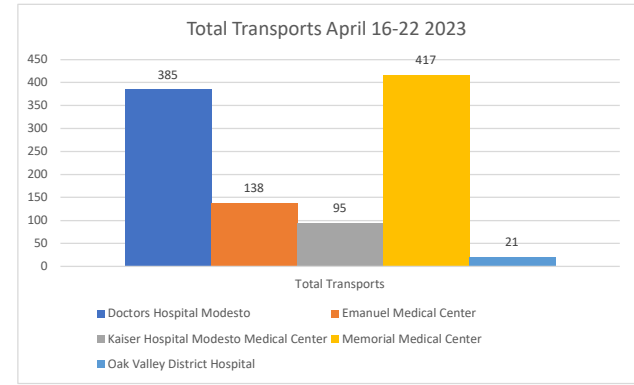


Stanislaus OES APOT

Date Range: 04/16/2023 to 04/22/2023

Provider(s): AMR, Patterson, Oak Valley, Westside

Destination	90th %	Total Transports	Total <= 20	% <= 20	Total Between 21 - 60	% Between 21 - 60	Total Between 61 - 120	% Between 61 - 120	Total Between 121 - 180	% Between 121 - 180	Total > 180	% > 180
Doctors Hospital Modesto	0:37:19	385	245	63.64%	126	32.73%	12	3.12%	2	0.52%	0	0.00%
Emanuel Medical Center	0:42:50	138	58	42.03%	79	57.25%	1	0.72%	0	0.00%	0	0.00%
Kaiser Hospital Modesto Medical Center	0:48:43	95	54	56.84%	35	36.84%	5	5.26%	1	1.05%	0	0.00%
Memorial Medical Center	0:36:51	417	307	73.62%	99	23.74%	10	2.40%	1	0.24%	0	0.00%
Oak Valley District Hospital	0:09:57	21	20	95.24%	1	4.76%	0	0.00%	0	0.00%	0	0.00%
Stanislaus OES Total	0:40:23	1,056	684	64.77%	340	32.20%	28	2.65%	4	0.38%	0	0.00%



● 90th % is the response time for 9 out of 10 calls.