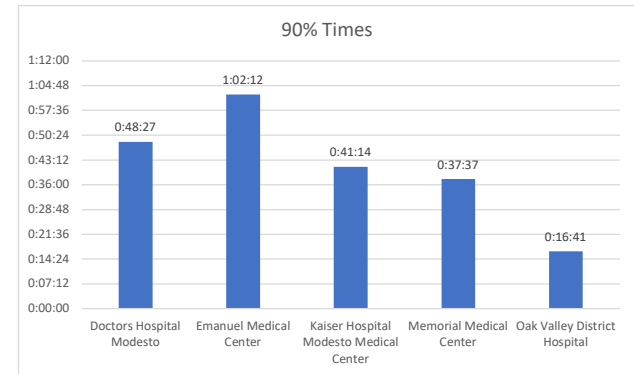
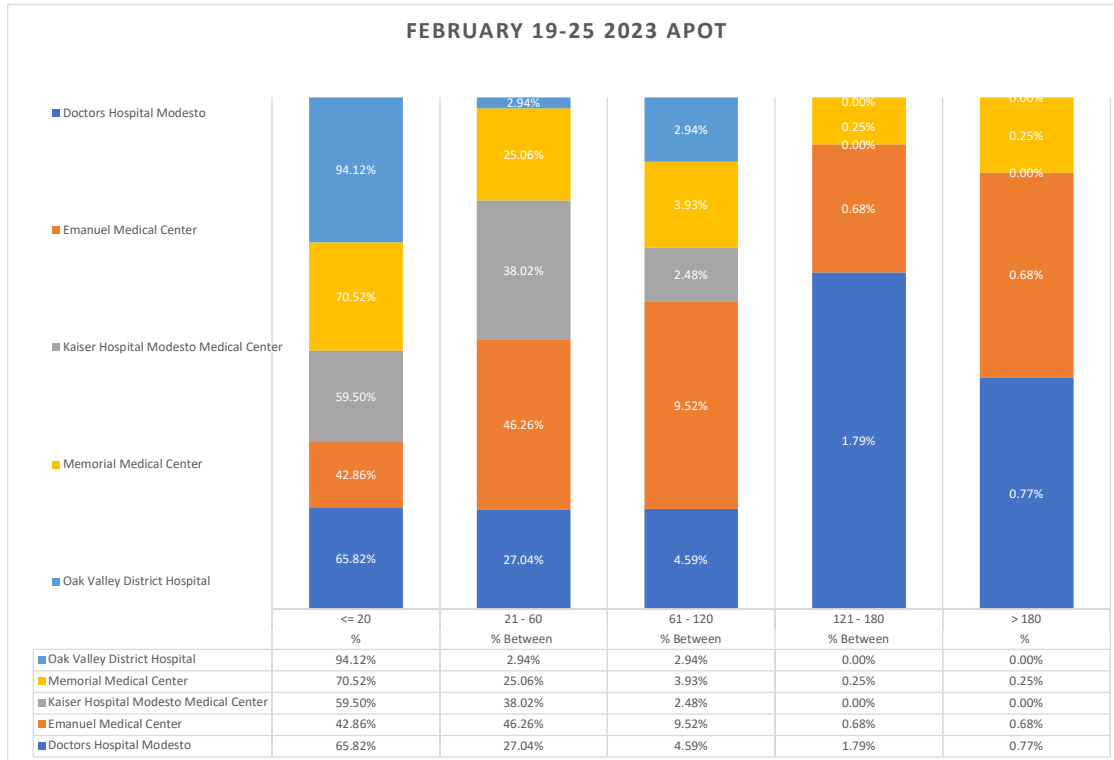
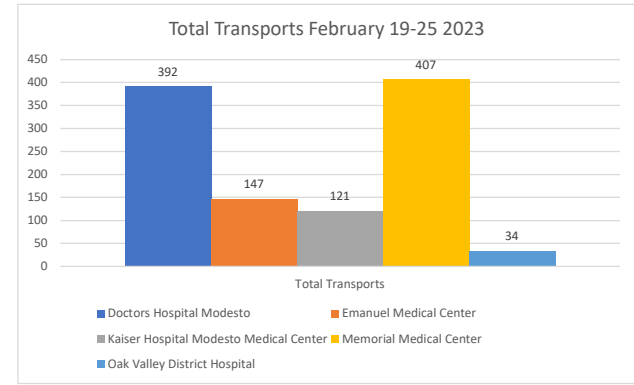


Stanislaus OES APOT

Date Range: 02/19/2023 to 02/25/2023

Provider(s): AMR, Patterson, Oak Valley, Westside

Destination	90th %	Total Transports	Total <= 20	% <= 20	Total Between 21 - 60	% Between 21 - 60	Total Between 61 - 120	% Between 61 - 120	Total Between 121 - 180	% Between 121 - 180	Total > 180	% > 180
Doctors Hospital Modesto	0:48:27	392	258	65.82%	106	27.04%	18	4.59%	7	1.79%	3	0.77%
Emanuel Medical Center	1:02:12	147	63	42.86%	68	46.26%	14	9.52%	1	0.68%	1	0.68%
Kaiser Hospital Modesto Medical Center	0:41:14	121	72	59.50%	46	38.02%	3	2.48%	0	0.00%	0	0.00%
Memorial Medical Center	0:37:37	407	287	70.52%	102	25.06%	16	3.93%	1	0.25%	1	0.25%
Oak Valley District Hospital	0:16:41	34	32	94.12%	1	2.94%	1	2.94%	0	0.00%	0	0.00%
Stanislaus OES Total	0:44:32	1,101	712	64.67%	323	29.34%	52	4.72%	9	0.82%	5	0.45%



● 90th % is the response time for 9 out of 10 calls.