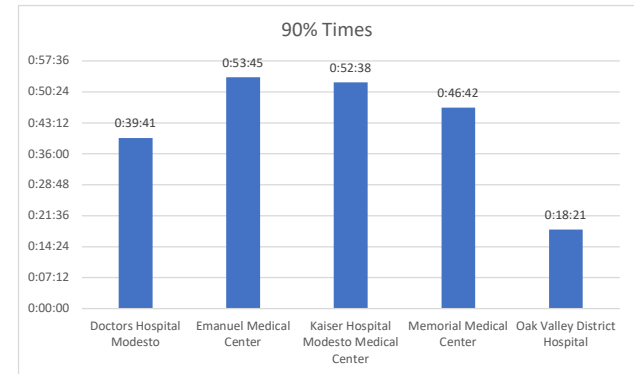
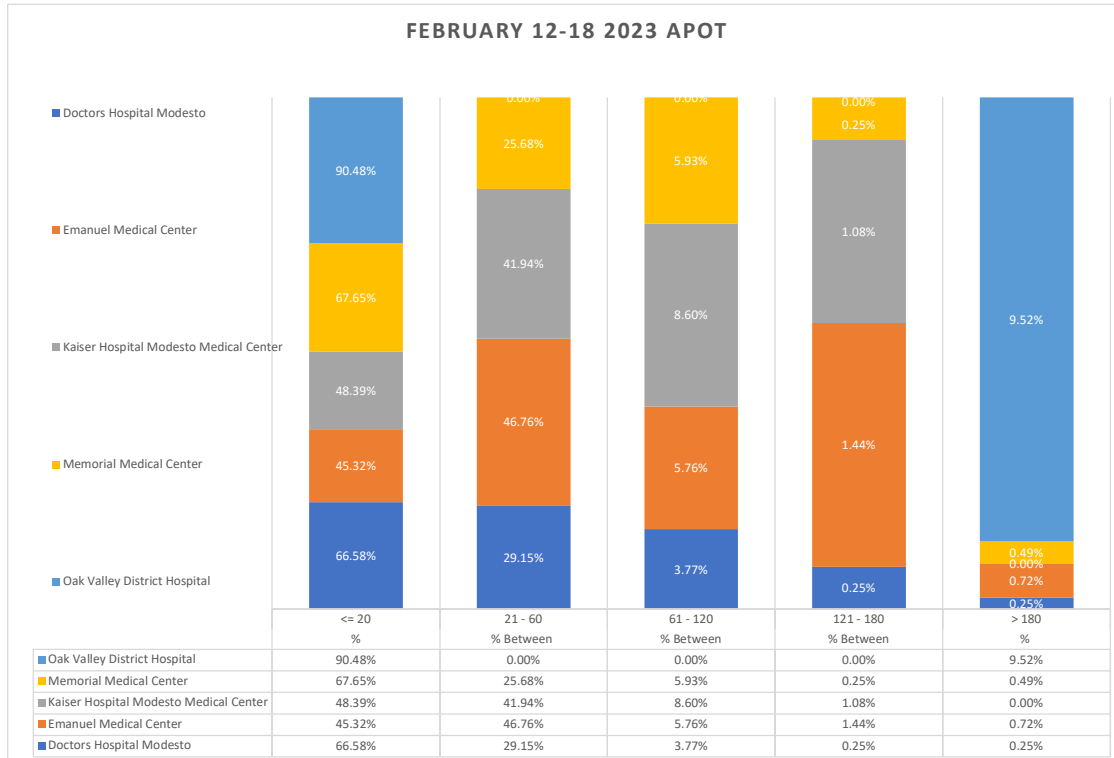
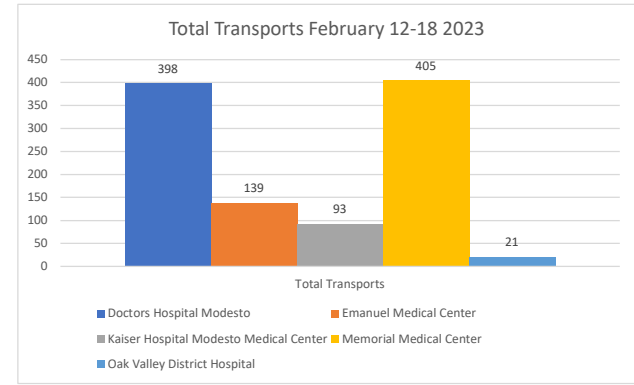


Stanislaus OES APOT

Date Range: 02/12/2023 to 02/18/2023

Provider(s): AMR, Patterson, Oak Valley, Westside

Destination	90th %	Total Transports	Total <= 20	% <= 20	Total Between 21 - 60	% Between 21 - 60	Total Between 61 - 120	% Between 61 - 120	Total Between 121 - 180	% Between 121 - 180	Total > 180	% > 180
Doctors Hospital Modesto	0:39:41	398	265	66.58%	116	29.15%	15	3.77%	1	0.25%	1	0.25%
Emanuel Medical Center	0:53:45	139	63	45.32%	65	46.76%	8	5.76%	2	1.44%	1	0.72%
Kaiser Hospital Modesto Medical Center	0:52:38	93	45	48.39%	39	41.94%	8	8.60%	1	1.08%	0	0.00%
Memorial Medical Center	0:46:42	405	274	67.65%	104	25.68%	24	5.93%	1	0.25%	2	0.49%
Oak Valley District Hospital	0:18:21	21	19	90.48%	0	0.00%	0	0.00%	0	0.00%	2	9.52%
Stanislaus OES Total	0:46:10	1,056	666	63.07%	324	30.68%	55	5.21%	5	0.47%	6	0.57%



● 90th % is the response time for 9 out of 10 calls.