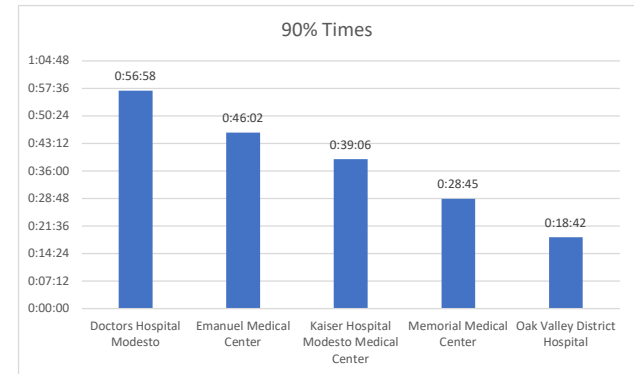
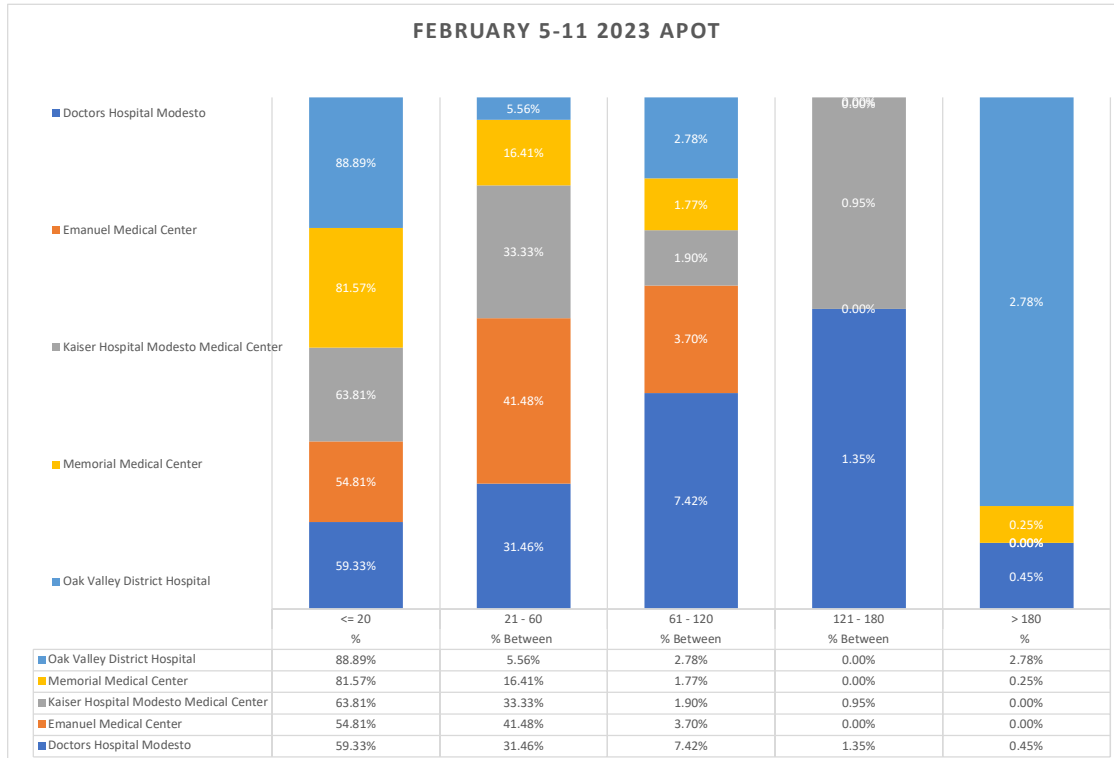
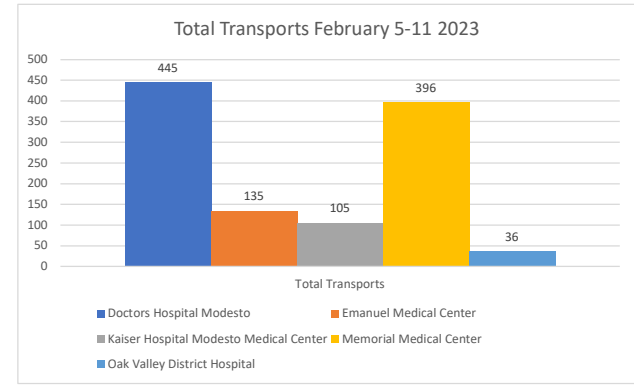


Stanislaus OES APOT

Date Range: 02/05/2023 to 02/11/2023

Provider(s): AMR, Patterson, Oak Valley, Westside

Destination	90th %	Total Transports	Total <= 20	% <= 20	Total Between 21 - 60	% Between 21 - 60	Total Between 61 - 120	% Between 61 - 120	Total Between 121 - 180	% Between 121 - 180	Total > 180	% > 180
Doctors Hospital Modesto	0:56:58	445	264	59.33%	140	31.46%	33	7.42%	6	1.35%	2	0.45%
Emanuel Medical Center	0:46:02	135	74	54.81%	56	41.48%	5	3.70%	0	0.00%	0	0.00%
Kaiser Hospital Modesto Medical Center	0:39:06	105	67	63.81%	35	33.33%	2	1.90%	1	0.95%	0	0.00%
Memorial Medical Center	0:28:45	396	323	81.57%	65	16.41%	7	1.77%	0	0.00%	1	0.25%
Oak Valley District Hospital	0:18:42	36	32	88.89%	2	5.56%	1	2.78%	0	0.00%	1	2.78%
Stanislaus OES Total	0:42:11	1,117	760	68.04%	298	26.68%	48	4.30%	7	0.63%	4	0.36%



● 90th % is the response time for 9 out of 10 calls.