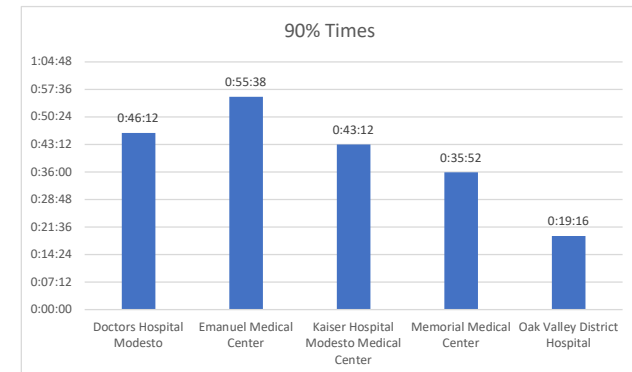
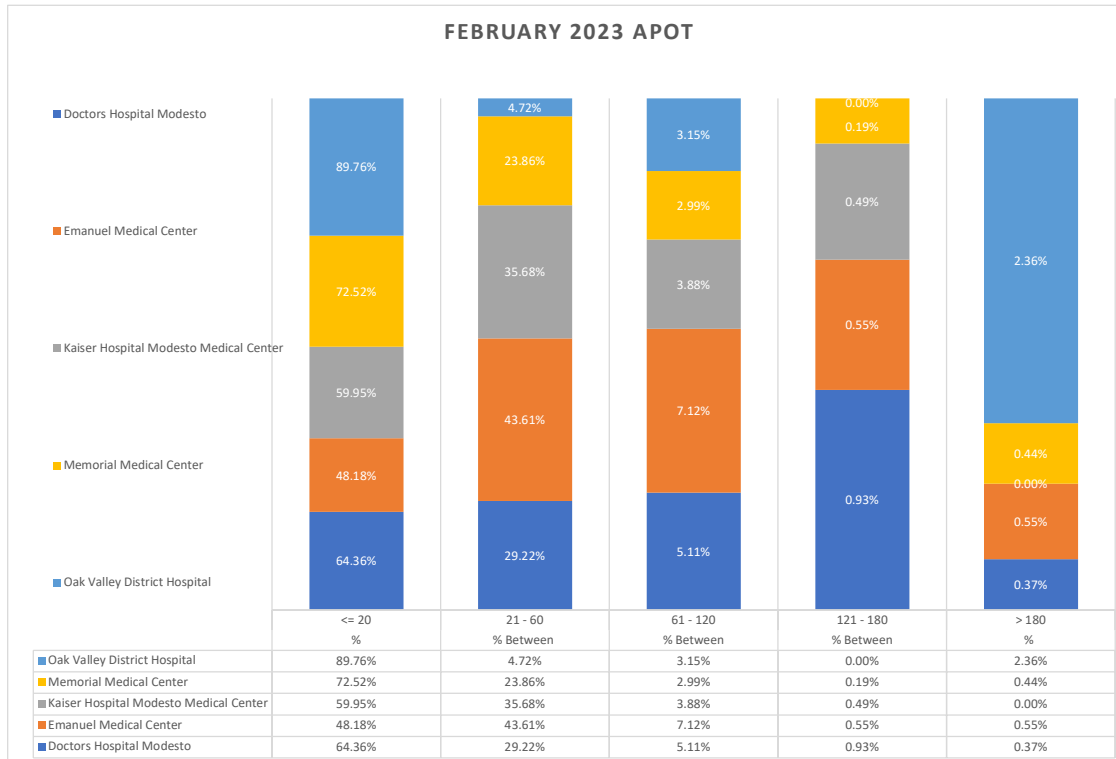
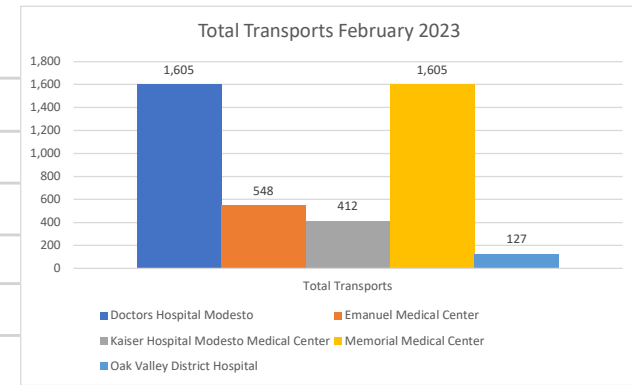


Stanislaus OES APOT

Date Range: 02/01/2023 to 2/28/2023

Provider(s): AMR, Patterson, Oak Valley, Westside

Destination	90th %	Total Transports	Total <= 20	% <= 20	Total Between 21 - 60	% Between 21 - 60	Total Between 61 - 120	% Between 61 - 120	Total Between 121 - 180	% Between 121 - 180	Total > 180	% > 180
Doctors Hospital Modesto	0:46:12	1,605	1,033	64.36%	469	29.22%	82	5.11%	15	0.93%	6	0.37%
Emanuel Medical Center	0:55:38	548	264	48.18%	239	43.61%	39	7.12%	3	0.55%	3	0.55%
Kaiser Hospital Modesto Medical Center	0:43:12	412	247	59.95%	147	35.68%	16	3.88%	2	0.49%	0	0.00%
Memorial Medical Center	0:35:52	1,605	1,164	72.52%	383	23.86%	48	2.99%	3	0.19%	7	0.44%
Oak Valley District Hospital	0:19:16	127	114	89.76%	6	4.72%	4	3.15%	0	0.00%	3	2.36%
Stanislaus OES Total	0:43:00	4,297	2,822	3	1,244	27.42%	189	4.45%	23	0.43%	19	0.74%



● 90th % is the response time for 9 out of 10 calls.