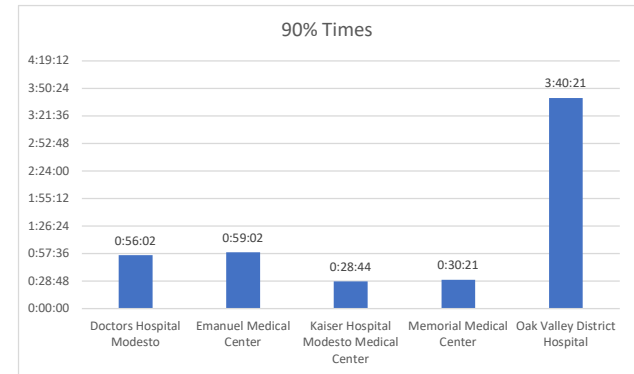
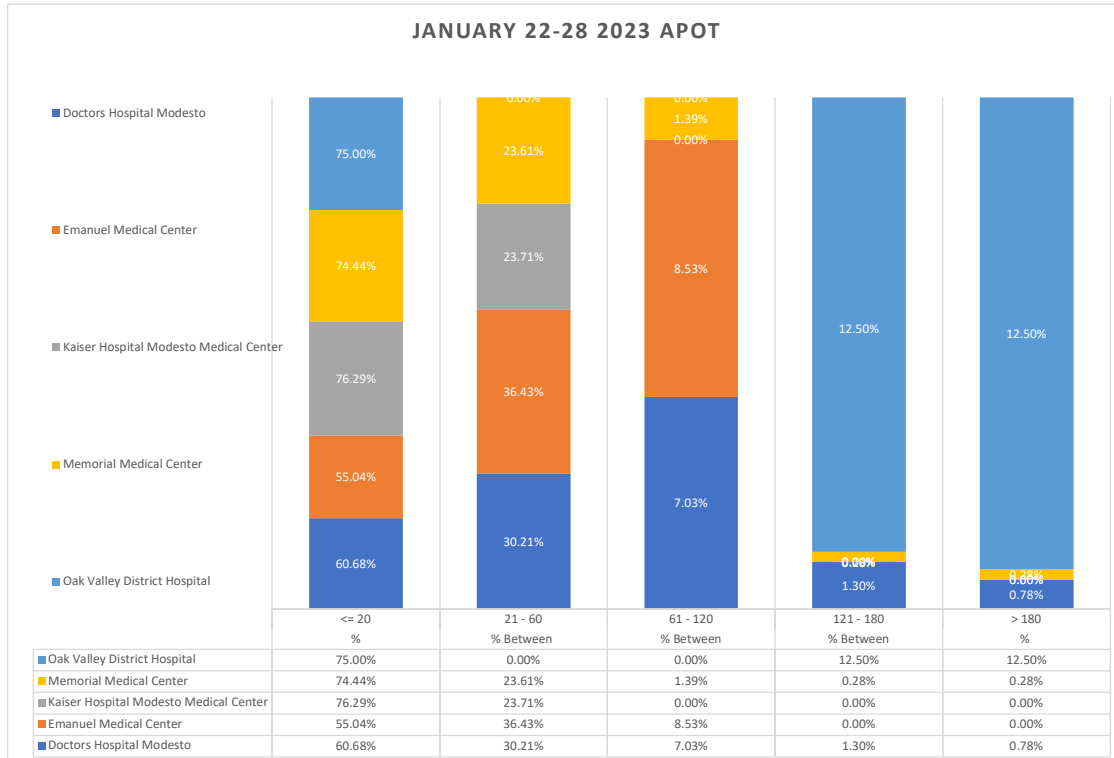
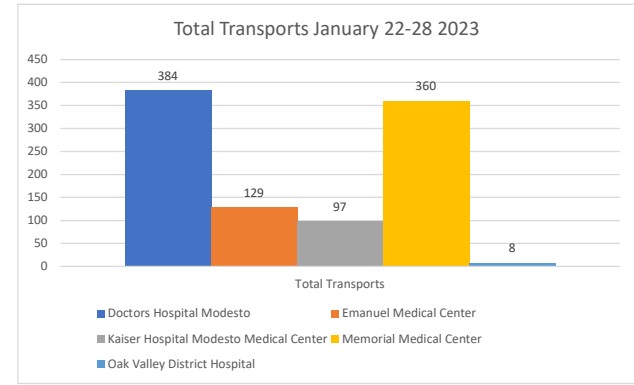


Stanislaus OES APOT

Date Range: 01/22/2023 to 1/28/2023

Provider(s): AMR, Patterson, Oak Valley, Westside

Destination	90th %	Total Transports	Total <= 20	% <= 20	Total Between 21 - 60	% Between 21 - 60	Total Between 61 - 120	% Between 61 - 120	Total Between 121 - 180	% Between 121 - 180	Total > 180	% > 180
Doctors Hospital Modesto	0:56:02	384	233	60.68%	116	30.21%	27	7.03%	5	1.30%	3	0.78%
Emanuel Medical Center	0:59:02	129	71	55.04%	47	36.43%	11	8.53%	0	0.00%	0	0.00%
Kaiser Hospital Modesto Medical Center	0:28:44	97	74	76.29%	23	23.71%	0	0.00%	0	0.00%	0	0.00%
Memorial Medical Center	0:30:21	360	268	74.44%	85	23.61%	5	1.39%	1	0.28%	1	0.28%
Oak Valley District Hospital	3:40:21	8	6	75.00%	0	0.00%	0	0.00%	1	12.50%	1	12.50%
Stanislaus OES Total	0:44:55	978	652	66.67%	271	27.71%	43	4.40%	7	0.72%	5	0.51%



● 90th % is the response time for 9 out of 10 calls.