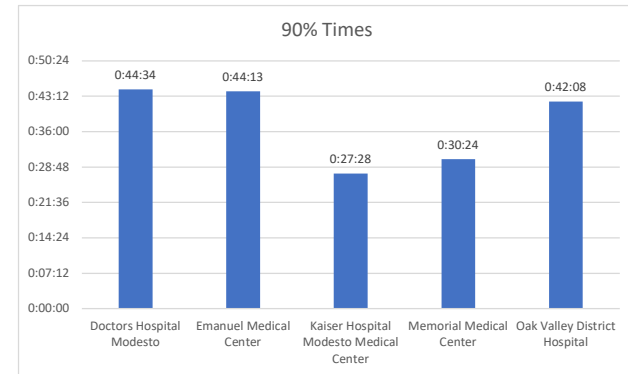
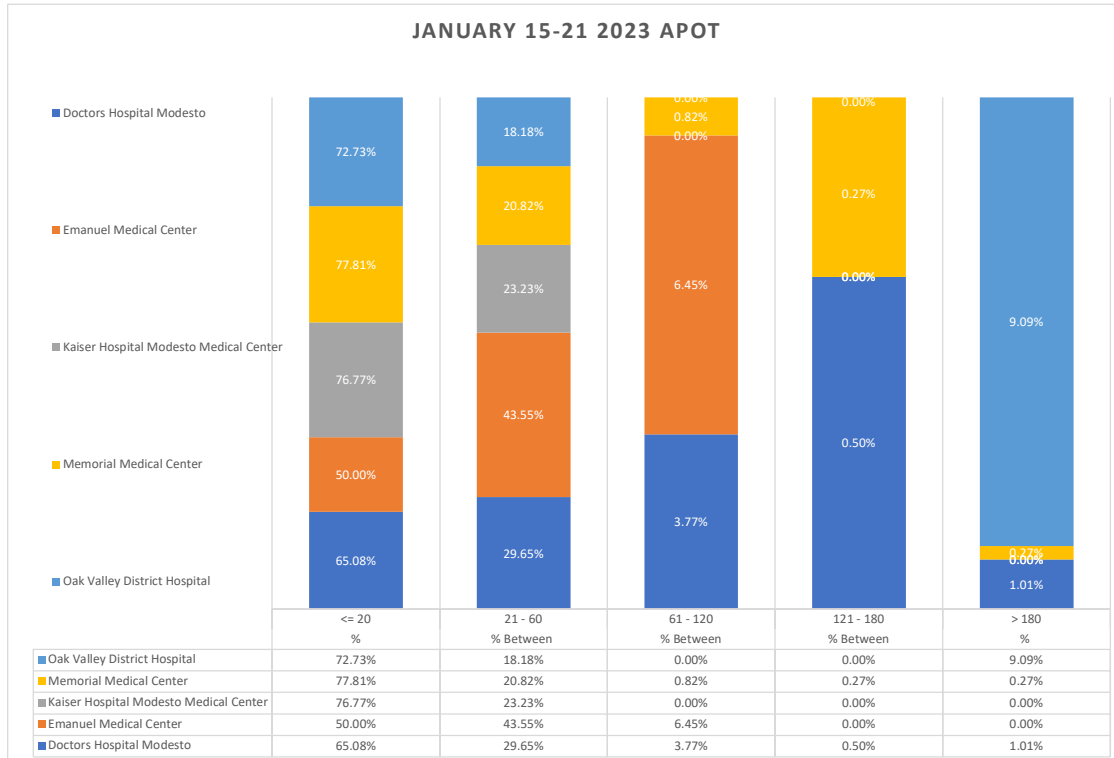
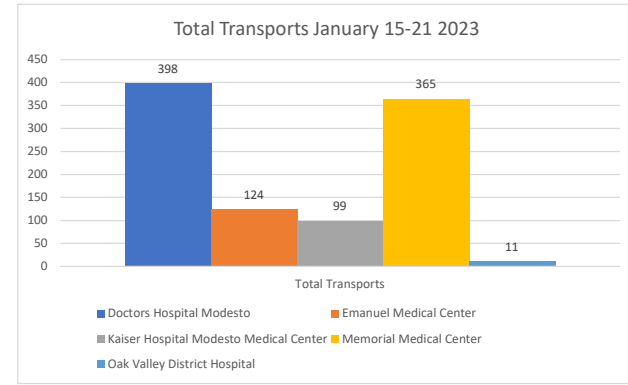


## Stanislaus OES APOT

Date Range: 01/15/2023 to 1/21/2023

Provider(s): AMR, Patterson, Oak Valley, Westside

Destination	90th %	Total Transports	Total <= 20	% <= 20	Total Between 21 - 60	% Between 21 - 60	Total Between 61 - 120	% Between 61 - 120	Total Between 121 - 180	% Between 121 - 180	Total > 180	% > 180
<a href="#">Doctors Hospital Modesto</a>	0:44:34	398	259	65.08%	118	29.65%	15	3.77%	2	0.50%	4	1.01%
<a href="#">Emanuel Medical Center</a>	0:44:13	124	62	50.00%	54	43.55%	8	6.45%	0	0.00%	0	0.00%
<a href="#">Kaiser Hospital Modesto Medical Center</a>	0:27:28	99	76	76.77%	23	23.23%	0	0.00%	0	0.00%	0	0.00%
<a href="#">Memorial Medical Center</a>	0:30:24	365	284	77.81%	76	20.82%	3	0.82%	1	0.27%	1	0.27%
<a href="#">Oak Valley District Hospital</a>	0:42:08	11	8	72.73%	2	18.18%	0	0.00%	0	0.00%	1	9.09%
<b>Stanislaus OES Total</b>	<b>0:39:17</b>	<b>997</b>	<b>689</b>	<b>69.11%</b>	<b>273</b>	<b>27.38%</b>	<b>26</b>	<b>2.61%</b>	<b>3</b>	<b>0.30%</b>	<b>6</b>	<b>0.60%</b>



● 90th % is the response time for 9 out of 10 calls.