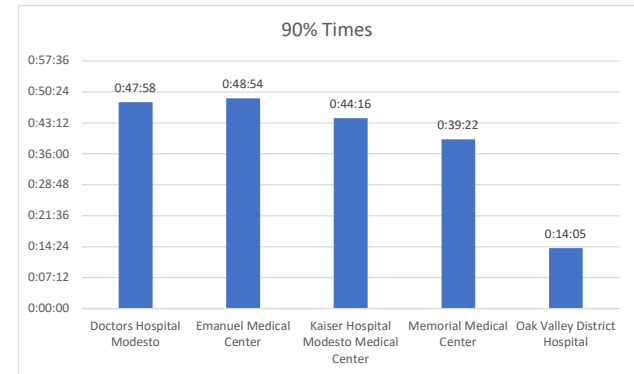
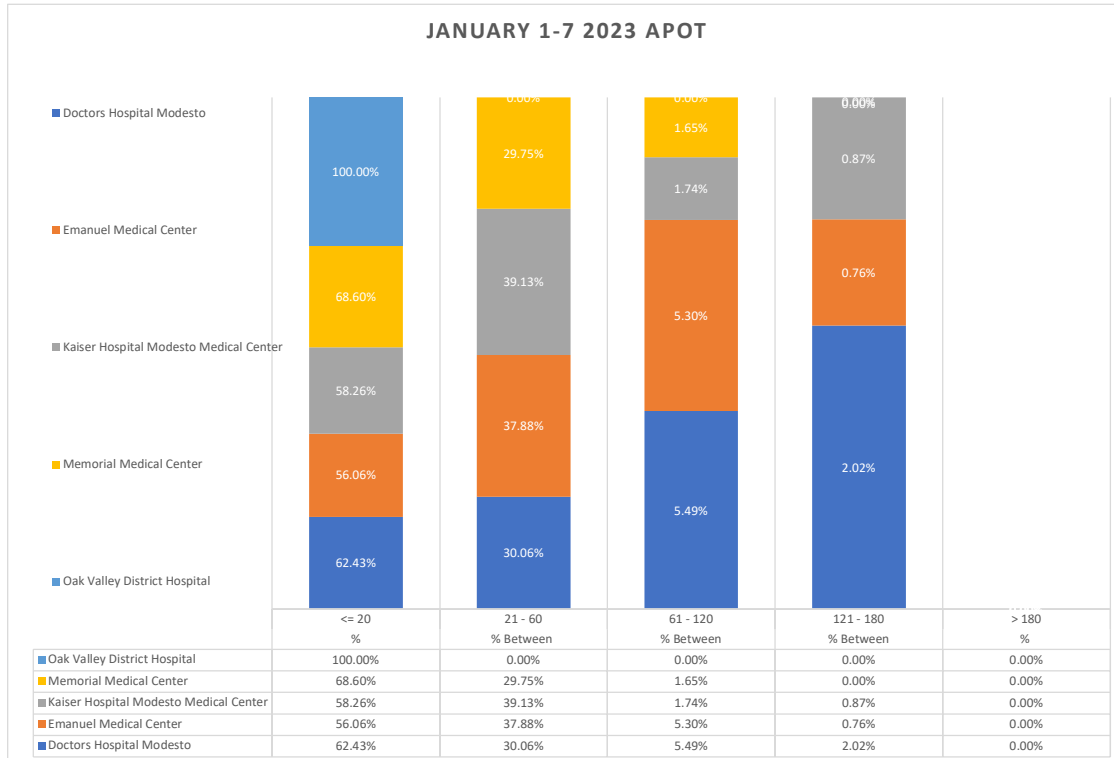
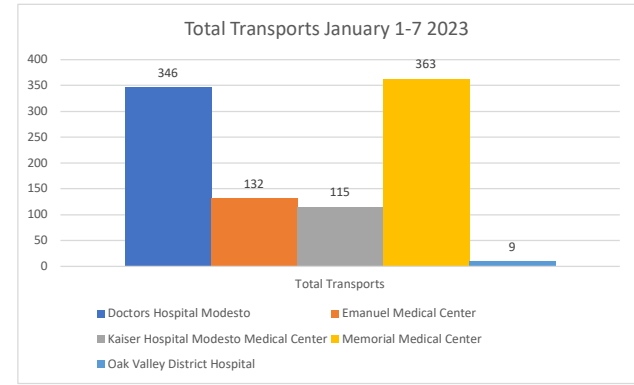


## Stanislaus OES APOT

Date Range: 01/01/2023 to 1/07/2023

Provider(s): AMR, Patterson, Oak Valley, Westside

Destination	90th %	Total Transports	Total <= 20	% <= 20	Total Between 21 - 60	% Between 21 - 60	Total Between 61 - 120	% Between 61 - 120	Total Between 121 - 180	% Between 121 - 180	Total > 180	% > 180
<a href="#">Doctors Hospital Modesto</a>	0:47:58	346	216	62.43%	104	30.06%	19	5.49%	7	2.02%	0	0.00%
<a href="#">Emanuel Medical Center</a>	0:48:54	132	74	56.06%	50	37.88%	7	5.30%	1	0.76%	0	0.00%
<a href="#">Kaiser Hospital Modesto Medical Center</a>	0:44:16	115	67	58.26%	45	39.13%	2	1.74%	1	0.87%	0	0.00%
<a href="#">Memorial Medical Center</a>	0:39:22	363	249	68.60%	108	29.75%	6	1.65%	0	0.00%	0	0.00%
<a href="#">Oak Valley District Hospital</a>	0:14:05	9	9	100.00%	0	0.00%	0	0.00%	0	0.00%	0	0.00%
<b>Stanislaus OES Total</b>	<b>0:38:55</b>	<b>965</b>	<b>615</b>	<b>69.07%</b>	<b>307</b>	<b>27.36%</b>	<b>34</b>	<b>2.84%</b>	<b>9</b>	<b>0.73%</b>	<b>0</b>	<b>0.00%</b>



● 90th % is the response time for 9 out of 10 calls.